

Camp Salesian - Report 2022

Salesian Family Youth Center



Introduction

This year the Salesian Family Youth Center was open for seven weeks, from June 20th to August 5th, providing a safe environment to all participants. Our summer experience was different because we were living the fear of COVID yet dealing with different social-emotional behaviors and returning to the new normal. Many children were isolated; they did not know how to behave or interact with others outside their comfort zone. Nonetheless, our loving and caring environment helped the children develop social-emotional intelligence.

This year God blessed us with 137 campers registered and 47 volunteers between teenagers and young adults. We also have eight volunteers from Spain that helped us during the whole experience. The Salesian Spirit was achieved!; all participants received the Salesian good mornings and felt at home.

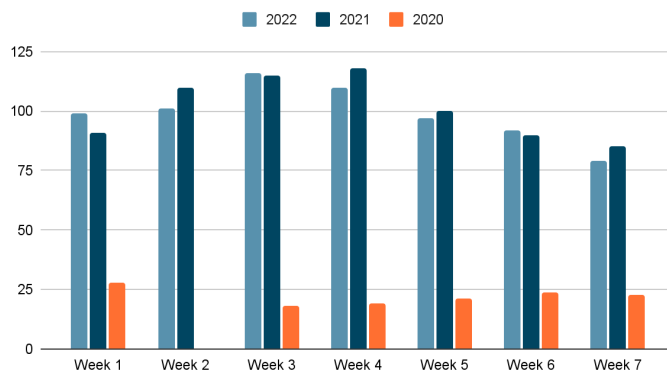
We also have many field trips, including Santa Monica Pier, the CA Science Center, Griffith Park, and a Los Angeles Dodgers baseball game. We also provided arts and crafts, STEAM, faith sharing, swimming, and more.

Participants attending Camp Salesian

	W1	W2	W3	W4	W5	W6	W7	W8	Average
2017	79	93	83	89	84	75			83.8333
2018	91	109	89	113	107	105			102.333
2019	97	118	115	115	117	109	57	55	111.833
2020	28	0	18	19	21	24	23	24	22.428
2021	91	110	115	118	100	90	85	N/A	101.285
2022	99	101	116	110	97	92	79	N/A	99.143

Note: even though this year we had almost the same average of participants, we did have more children registered. The price affected the number of children participating in Camp Salesian weekly. The difference between last year's and this camp's tuition is 10 dollars per week. From week 4 to week 5 we lost campers due to the COVID spike in the area.

Participants Attending Camp Salesian



General data

	2017	2018	2019		2020	2021	2022
Number of weeks worked at Camp	6	6	6	+2	8	7	7
Number of Campers registered	122	135	146	63	37	125	137
Highest Attendance	93	113	118	57	28	118	116
Lowest Attendance	75	89	97	55	18	67	72

AID information

We have 120 families on some financial aid this year. 87.5% of our participants are helped to be part of Camp Salesian. To access financial assistance, the families must meet with the Camp Salesian director and show proof of income and based on a table; we assigned the tuition prices. It is essential to mention that no child is left behind for not having money to pay the tuition.

Financial Information

Financial Recourses = Income – Expenses

Foundations / Donors	22,000.00
Campers' payment	19,052.84
Total Income	41,052.84
Total Expenses	58,999.14
Investment by the SFYC	(17,649.30)

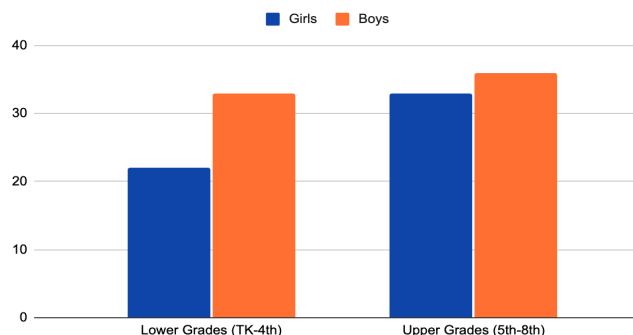
Cost per person

Expenses 22	58,999.30
Cost P/Week	84.28
Price P/Week	60.00
Subsidy	
P/Week	(22.28)

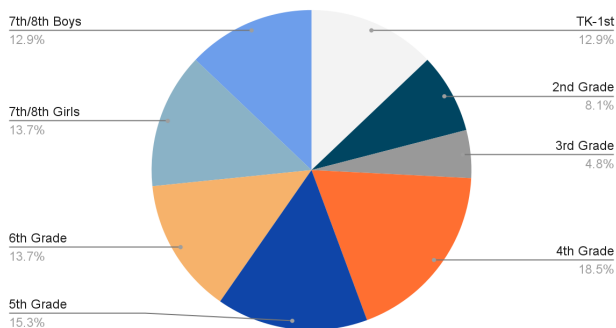
Note: This loss does not include the utilities and the facility expenses. This year we have a total of 10,351.42. We must find a way to 1.- bring more donors, 2.- reduce the expenses. We can cover this loss thanks to the foundations that give money to the general operations.

Additional information about the Campers

Gender per Group of Campers

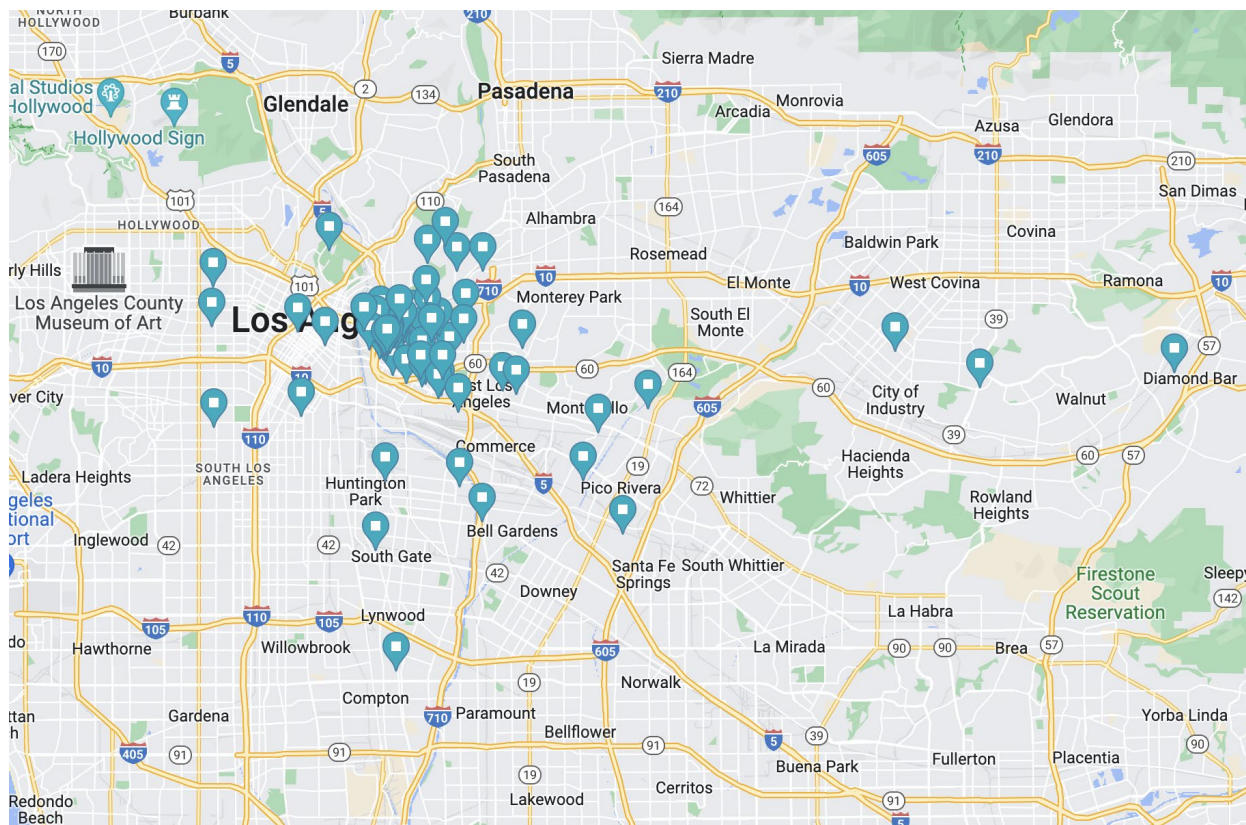


Participants



Note: The biggest grade this year was 4th grade with 18.5% of the campers. Nonetheless, 56% of our campers were from 5th to 8th grade.

Locations where the campers come from



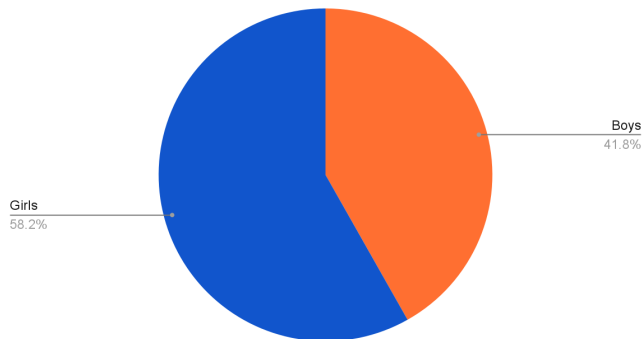
Note: many of our campers are coming from East Los Angeles. However, we also have campers from underserved areas of South LA, including Huntington Park, South Gate, Compton, and Bell Gardens. If you would like to know more about the poverty rates, please visit this link <https://map.myneighborhooddata.org/>

Counselors Data

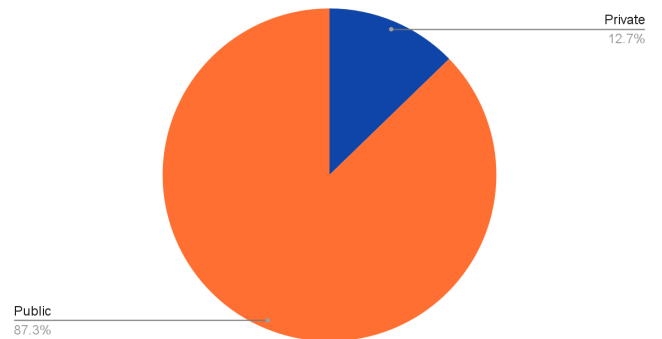
Counselors are the young people who volunteered at the club. This young people do not get paid for their commitment.

1. Total Number of Counselors attending camp: 55 volunteers.
2. We had 23 male volunteers and 32 female volunteers.
 - a. Of these we had 8 volunteers that came from Spain!

Gender of our Counselors

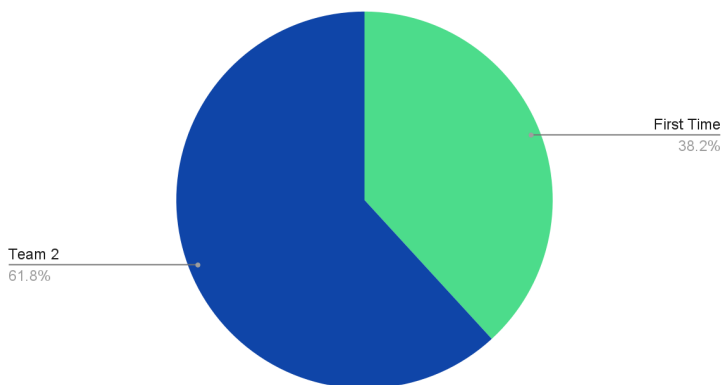


School System



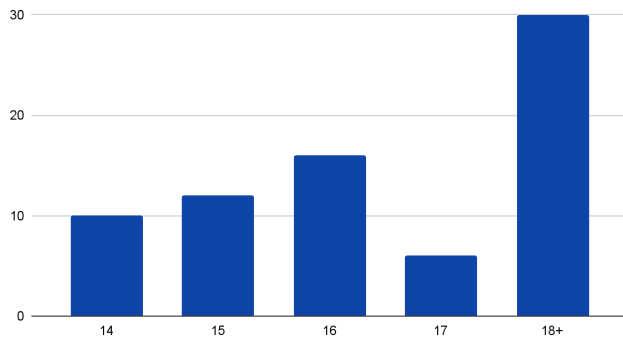
Note: The majority of our volunteers are from the public school system which means we may be the only evangelization they have throughout the year. Those that are in private schools attend Catholic ones.

Returners



Note: The majority of our counselors are returners this year! This shows the commitment of wanting to continue to volunteer with us. From the returners, 52% had made this their 3rd or more year doing Camp Salesian!

Counselor Ages



Map of the various cities our counselors come to volunteer from

